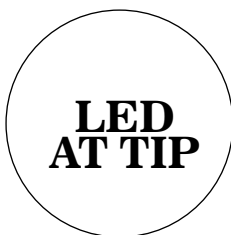


VIDEO GASTROSCOPE

with multi beneficial LED At Tip technology



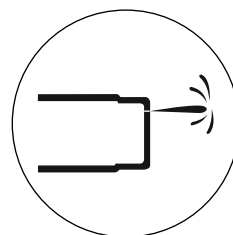
Model : OVG-2H



LED At Tip



HD Imaging




Auxiliary Channel




Single Step,
Water Proof
Connector

Features:

- Super Bright LED-At-Tip: Experience 30% more Brightness & 15% wider spread thanks to the new phosphor coating on the LED substrate, supporting high reliability over years of use.
- Ottomed patented LED-At-Tip technology does away with the fragile light guide glass fibre bundle making the scopes very sturdy and environment friendly. Long life, superior light intensity, low maintenance & low replacement cost.
- HD Imaging.
- Dedicated auxiliary water channel washing the mucosa of the lower GI tract.
- Remote buttons for easy operation.
- Ultra light weight, single step waterproof connector makes endoscope more reliable & User-friendly.



Specifications:

Model	OVG-2H	
Optical System	Field Of View	140°
	Direction Of View	Forward Viewing
	Depth Of Field	3-100 mm
	Optical Technology - mBLU	mBLU Mode 1
Insertion Tube	Distal End Outer Diameter	9.8 mm
	Insertion Tube Outer Diameter	9.5 mm
	Distal End Enlarged	1. Air/water nozzle
		2. Illumination LEDs (W)
		3. Objective lens
	4. Instrument channel outlet	
	5. Auxiliary water channel	
	Working Length	1055mm
Instrument Channel	Channel inner diameter	2.8 mm
	Minimum visible distance	3 mm from the distal end
	Direction from which endo-therapy accessories enter and exit the endoscopic image	
Air Flow Rate		30 cm ³ /s
Bending Section	Angulation Image	UP 210°
		DOWN 90°
		RIGHT 100°
		LEFT 100°
Total Length		1365
Compatible Video Processor		OVP-SEIIPlus, OVP-SEII

*Specifications, Designs and Models are subject to change without any obligation on the part of the manufacturer



Available at:

XAVIER Med Pvt. Ltd.

1-10-51/2, Road 6B, Dwarakapuram,
Dilsukhnagar, Hyderabad - 500060

www.buyxavier.com

Customer Care: 8008895680,

Service: 8008895079